


VOLVO PENTA INBOARD PERFORMANCE SYSTEM

IPS 1050/1200

12.8 liter, in-line 6 cylinder



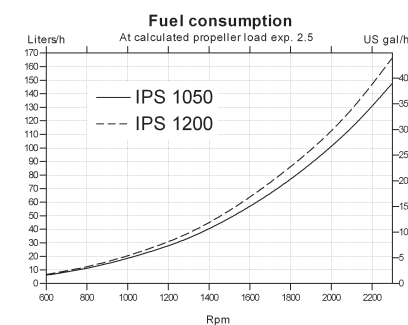
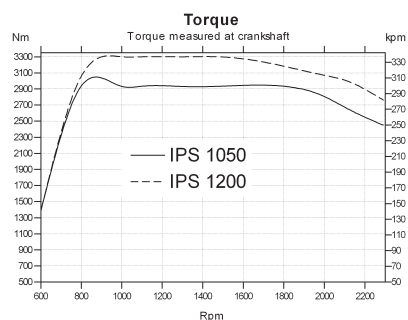
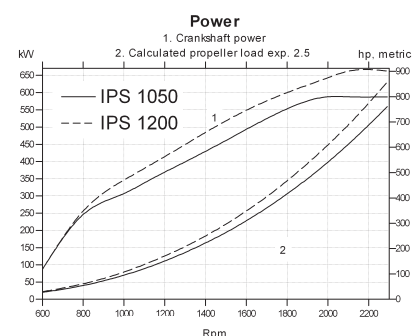
General Data

System designation	IPS1050	IPS1200
Engine displacement, l (in ³)	12.8 (780)	12.8 (780)
Configuration	in-line 6	in-line 6
Crankshaft power, kW (hp)	588 (800) @ 2300 rpm	662 (900) @ 2300 rpm
Propshaft power, kW (hp)	554 (753) @ 2300 rpm	624 (848) @ 2300 rpm
Aspiration	Dual stage turbo with twin charge air coolers	
Rating	R4* & R5**	R5**
Package weight, kg (lb)	2300 (5060)	2300 (5060)
Propeller series	Q1-Q7	Q2-Q7
Voltage	24V	24V
Emission compliance	IMO NO _x , EU RCD Stage II, US EPA Tier 3	
Application	Twin/multiple engine installation in planing hulls	
Speed range	26 to 40 knots	

Technical data according to ISO 8665. With fuel having an LHV of 42700 kJ/kg and density of 840 g/liter at 15 °C (60 °F). Merchant fuel may differ from this specification which will influence engine power output and fuel consumption.

*RATING 4. For light planing craft in commercial operation

**RATING 5. For pleasure craft applications, and can be used for high speed planing crafts in commercial applications



IPS 1050/1200

12.8 liter, in-line 6 cylinder

Technical description

Engine and block

- Cylinder block made of cast iron
- One-piece cast-iron cylinder head
- Ladder frame fitted to engine block
- Replaceable wet cylinder liners and valve seats/guides
- Drop forged crankshaft with induction hardened bearing surfaces and fillets with seven main bearings
- Four-valve-per-cylinder layout with overhead camshaft and center position of unit injectors
- Each cylinder features cross-flow inlet and exhaust ducts
- Gallery oil-cooled cast aluminum alloy pistons with three piston rings
- Rear-end transmission

Engine mounting

- Flexible engine mounting

Lubrication system

- Integrated oil cooler in cylinder block
- Rear positioned twin full flow oil filter of spin-on type and by-pass filter

Fuel system

- Electronic high pressure unit injectors
- Gear-driven fuel pump and injection timing
- Electronically controlled central processing system (EMS – Engine Management System)
- Single fine fuel filter of spin-on type, with water separator and water alarm

Air inlet and exhaust system

- Twin entry turbo technology with fresh-water-cooled charge air cooler
- Air filter with replaceable inserts
- Wet exhaust elbow/riser (option IPS1050)
- Wet exhaust elbow (option IPS1200)
- Loss of sea water alarm

Cooling system

- Seawater-cooled plate heat exchanger
- Coolant system prepared for hot water outlet
- Easily accessible seawater pump in rear end of flywheel housing

Electrical system

- 24V/110A plus an optional extra 24V/110A alternator




Electronic Vessel Control (EVC)

- Fully integrates the engines, electronics and the unique set of EVC features, such as Joystick Docking, Dynamic Positioning System, Glass Cockpit and more

IPS transmission

- Forward-facing, twin counter-rotating propellers
- Electronic steering, enabling features such as joystick maneuvering
- Integrated exhaust system
- Hydraulic gear shift system with low speed mode as standard
- Water in oil sensor
- Oil change from inside the boat
- Nickel Aluminum Bronze and stainless steel in all main under water components
- Complete range of propellers available, covering boat speeds from 26 to 40 knots
- Several optional jackshaft lengths



Learn more about Volvo Penta IPS and the unique functions the IPS system can be extended with.

Not all models, standard equipment and accessories are available in all countries. All specifications are subject to change without notice. The engine illustrated may not be entirely identical to production standard engines.

Contact your local Volvo Penta dealer for more information regarding Volvo Penta engines and optional equipment/accessories or visit www.volvopenta.com

VOLVO PENTA

AB Volvo Penta

SE-405 08 Göteborg, Sweden
www.volvopenta.com



Download the Volvo Penta dealer locator App for your iPhone or Android